


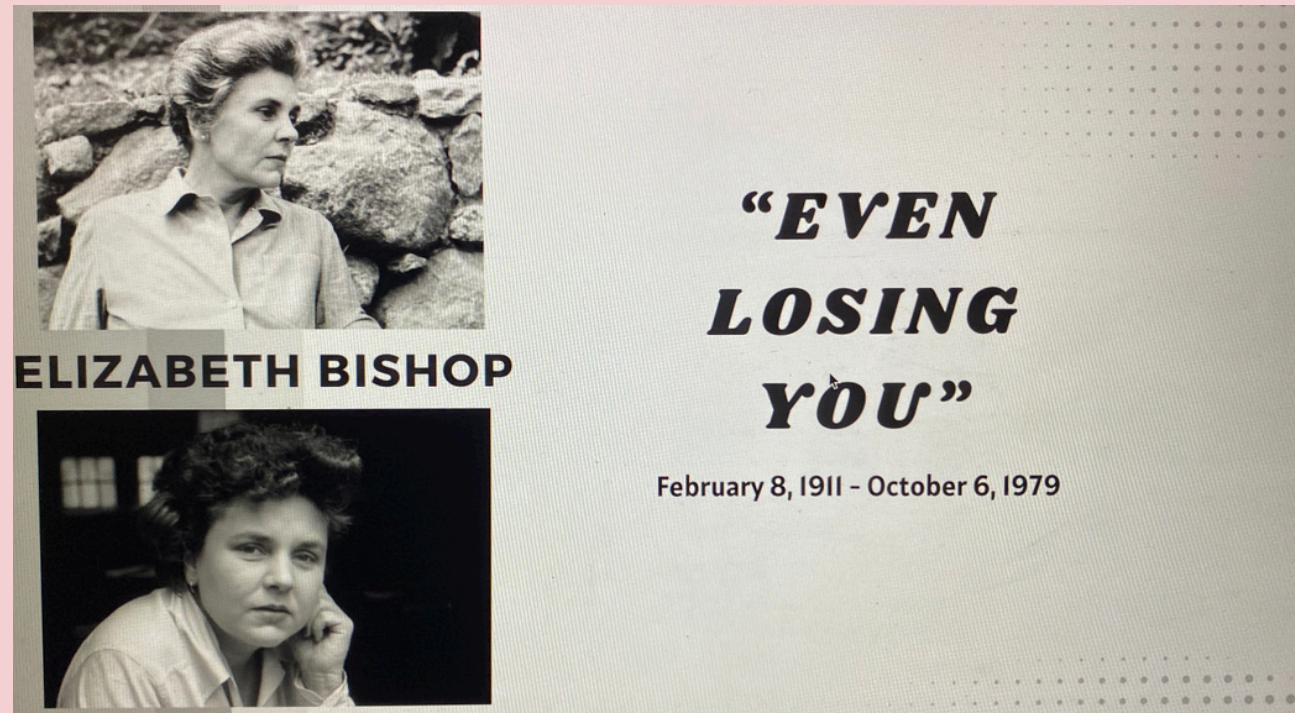
CLASS ACTIVITIES



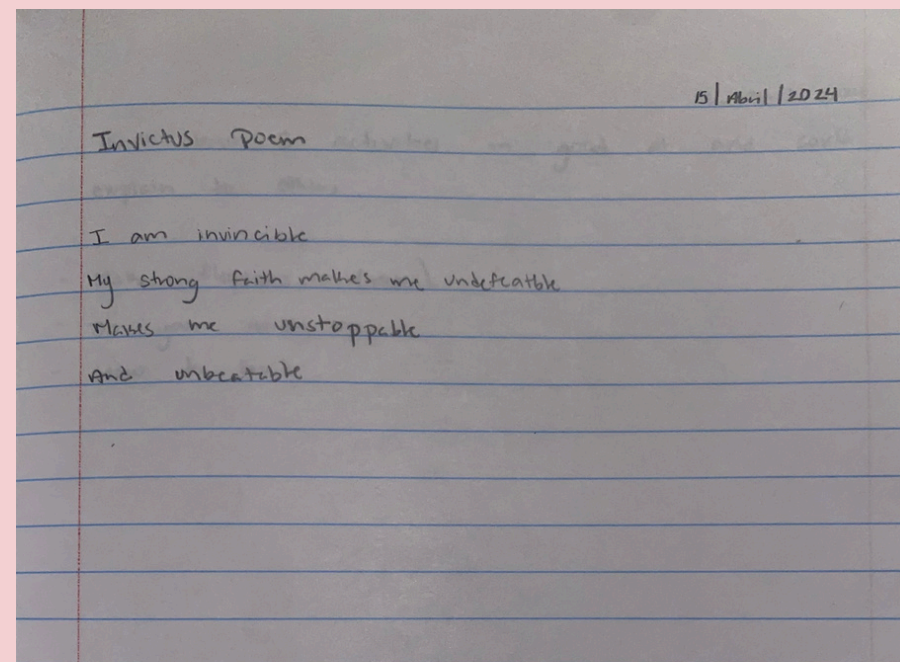
Presented by Victoria Reyes



APRIL 15/17

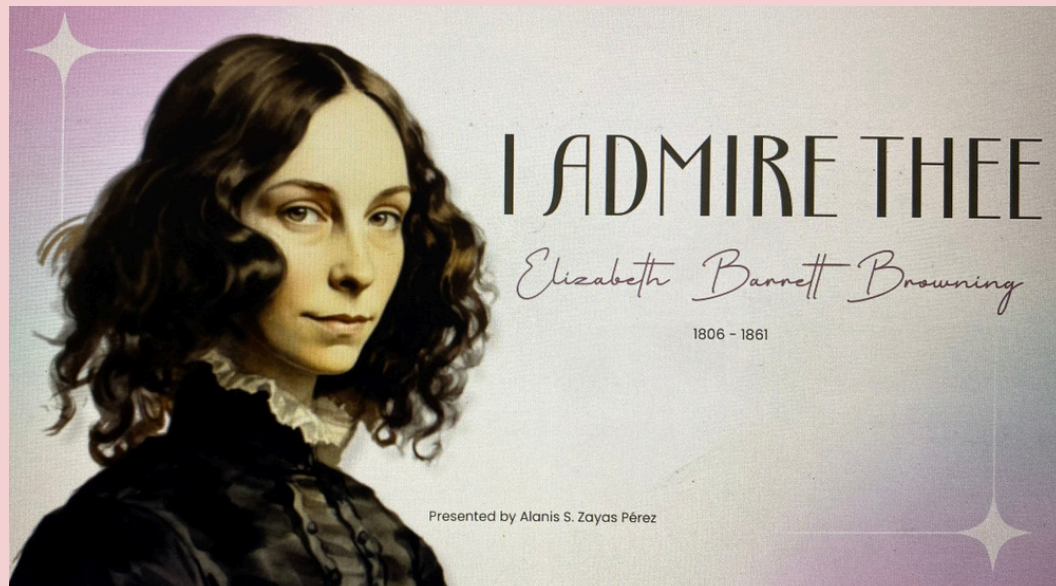


On April 15 we got to write a 4 line poem with some words the teacher gave us. We also wrote about a situation we had surpassed and shared it with the class. Some of the poems were really deep, we opened up and got to know new things about our classmates. On April 17, Alanis, Fabian and Julian presented their poets work. It was really interesting because we learned about some poets and their poems. I actually liked this 2 days they were really nice.



APRIL 19/23

On April 19 we had more of is presenting, such as Andrea, Dariel, Mia, Angel, Luciano, Adrian, Adriana, Johanelys, Diego and I. And on the 23 we had more presentations like Alanis. All this presentations were really nice and detailed. There was a couple of them that I really liked and others that I really loved. Overall they were really good and it was really nice learning about different poets.



APRIL 25/29

On April 25 we got assigned a new work on which we had to choose 3 things we liked to do. And then we got the instructions and we had to create a how to... tutorial. And on the 29 we presented. I will definitely say that this was really interesting and fun. From recording to presenting. Looking at the others tutorials was really cool and fun. We can say I really liked this work.

Final Listening-Speaking Activity

Topic: English Class Closing Summary

School Year 2023-2024

I sincerely hope that your FINAL year in high school at "Beato" was a fruitful experience. I would like you to share that experience in the English class this past school year.

Answer the following questions in the form of a composition.

What were your favorite activities during each trimester?
Name at least 3 for each. What did you like about them?
Do you feel you have gained knowledge of the language?
In what ways?


(Add any other comments related to your general experience for this particular semester).

Be prepared to read your work out loud in class or submit an audio.

Write your composition in the space below.

Speech Outline (11-Ene)

- I. How to Braid your hair
 - II. Steps comb the hair and part it depending on how many braids you want after you take the sections of hair and start adding hair from right to left and keep going.
 - III. Things you need
 - Any type of comb that has a side for parting
 - Rubber bands
 - And a brush if you want
 - Gel (optional)
- The hair can be clean or dirty and it can also be wet or dry
- IV. Presentation with images
Video
 - V. Conclusion (summary)



MAY 1/3



On May 1 we started working on the closing assignment, which not going to lie was really sad because this course has been one of my favorites. We also finished presenting our tutorials and it was really fun. My video was a how to braid tutorial. My model was Alanis Zayas and she also helped me with editing.

CONCLUSION

Wow it all comes to an end. I can definitely say all this has been an adventure and that I'm going to miss all of it. Although we smile and everything this days have been a little sad. Since everything in my second home is almost over. Takings classes with you has been a pleasure and you are a great teacher. I'm going to miss you too much. You have teached me so much all I can say is thanks for everything.

